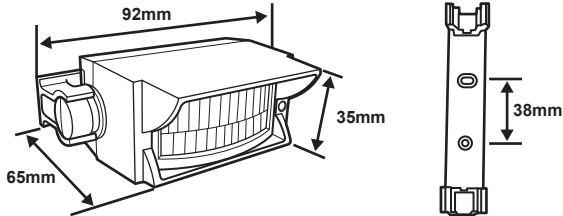




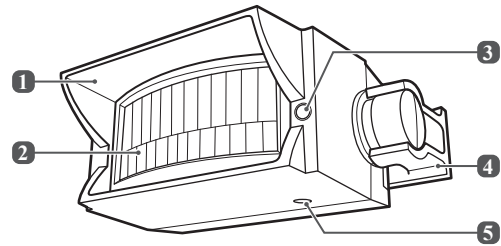
Overview

Name: Wireless Pet Immune Motion Sensor
Battery Type: 1.5V (AAA Alkaline batteries x 2)
Dimension: 92 x 35 x 55 mm (w/o bracket)
92 x 35 x 65 mm (w/ bracket)



Names of Parts

1. Shed Hood
2. PIR Sensor
3. Status LED
4. Bracket
5. SET Button



Features

- ❖ Equipped with Pet Immune Motion Sensor which can avoid the false alarm.
- ❖ Ability to send a signal wirelessly to the Gateway for monitoring the device status.
- ❖ Adjustable Angle – attached with the frame, simply adjust the shed hood position to match with the detection area coverage.
- ❖ Power Saving – two alkaline batteries can be used for more than 1 year. It is also equipped with the low battery alert function.
- ❖ Easy Setup – simply press the **SET** button on the device to join the system.
- ❖ RSSI Functionality – the signal strength is indicated by its LED indicator and behavior.
- ❖ Tamper-Proof Functionality – the function will be enabled when the device joins to the system. If the device is moved, it will automatically send a signal to the Gateway.

Installation

Device Installation and Binding

1. Install the batteries with the correct polarity (+/-) as shown inside the battery compartment.

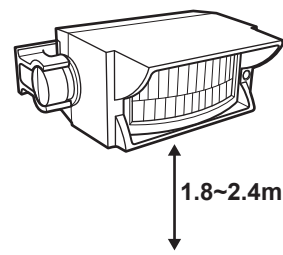
Note: Do not use rechargeable battery.

2. Short press the **SET** button at the back of the Gateway or Router (Power Switching). Then short press the **SET** button on the device.

The Gateway/Router and the device are joining as both LED indicators blink (around 15 seconds). Wait for few seconds until both LED indicators are turned off, indicating the device binding process is successful.

Note: If the device binding process is failed, both LED indicators on those joined devices will light red once after blinking.

3. Mount the bracket on the wall, at the height of 1.8 to 2.4 m.



Device Deletion

To remove the device binding, press the **SET** button for 5 seconds. The LED indicator blinks green and then turns off. After few seconds, the LED indicator blinks red and then turns off again, indicating the deletion process is complete.

Checking Device Received Signal Strength Indication (RSSI)

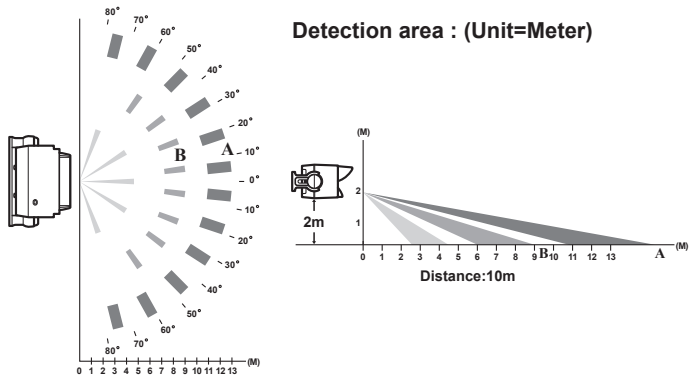
Short press the **SET** button on the device twice.

The signal strength is indicated by its LED indicator.

Status	LED Color and Behavior
Good	Blinks green (very quickly) for 15 seconds.
Normal	Blinks green (quickly) for 15 seconds.
Poor	Blinks green (slowly) for 15 seconds. (not recommended)
No Signal	Blinks red for 3 seconds and then turns off. (not recommended)

Notice

❖ The scan pattern is illustrated in the figure below.



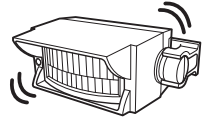
- ⇒ The effective distance is 8~10m, at 2m height.
- ⇒ 150-degree at horizontal position.
- ⇒ 25-degree at vertical position.

❖ Pet immune detection could be effective if it meets the following criteria:

- ⇒ Height: less than 50cm.
- ⇒ Weight: less than 6kg.

❖ To avoid false alarm, do the following:

- ⇒ Be sure the installation is stable, free from vibration.
- ⇒ Do not place the device to face any light source directly.
- ⇒ Never face the sensor to the place that pests can climb up directly.
- ⇒ Install the device at the height of 1.8 to 2.4 m from the ground.
- ⇒ Do not install it upside down.



Troubleshooting

Problem	Solution
The LED indicator lights red when linking to the system.	<ol style="list-style-type: none"> Make sure the batteries have been properly installed and their power is adequate. Reset to factory default, and re-join to the system. If the problem persists, please contact your local distributor.
Cannot link to the system.	Check the wireless signal via RSSI and the distance between device and Gateway/Router (line of sight) is 50 meters (max.). If there is any obstructions (i.e. walls or metal objects) between the devices, the distance will be shorter. Users can move the device closer or add a Router, then try again.

Specifications

Wireless Pet Immune Motion Sensor	
Electrical Specifications	
Transmit Frequency	2.4GHz ISM band, IEEE802.15.4: 2405 ~ 2480MHz
Detection Mode	Passive Infrared
Operation Range	Up to 50 meters (LOS)
Operating Voltage	3.0 VDC
Battery Type	AAA Alkaline batteries x 2
Battery Life	Up to 1 year
Pet Immunity	Yes
Pet Immune Range	Up to 50cm height or 6kg weight
Sensor Detection Range	10m@25°C, 150° Angle, 2m Height
LED Indicator	Red/Green
Environmental Requirement	
Operating Temperature	0°C to 50°C
Storage Temperature	-10°C to 55°C
Humidity	90% RH Max., Non-Condensing
Mechanical Specifications	
Dimension (W x H x D)	92 x 35 x 55 mm (without bracket) 92 x 35 x 65 mm (with bracket)
Weight (without battery)	56g
Weight (with battery)	79g

